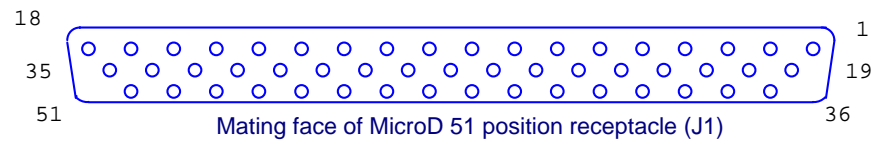
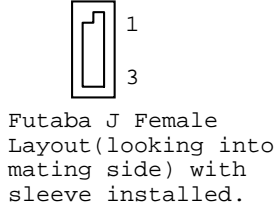
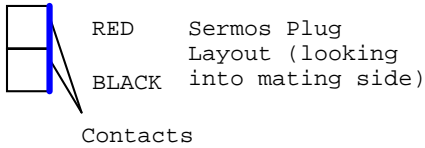



A01	7/09/09	GD	Initial Version
B01	7/13/09	SB	Modified servo power termination and added expando sleeving around each pigtail
C01	8/18/09	SB	Removed expando sleeving from each pigtail and split 10-pin SPARE connector into a 6-pin SPARE and 3 additional servo connectors
C02	4/15/10	RS	Changed Servo numbers to match sw
C03	8/27/10	SB	Specified label & wire types, modified servo power documentation
D01	12/06/10	SG	Moved labels closer to connectors
D02	3/10/11	DU	ECO# 296 Added Alternet part for Berg Contact
D03	7/28/11	RS	ECO# 352 Corrected servo 5 to servo 9

51PinMicroD  
 CCT PN 760-01937-00  
 Glenair PN MWDM2L-51S-4K1-36B



<b>Cloud Cap Technology, a Goodrich Company</b>		
205 N. Wasco Loop Suite 102 PO Box 1500 Hood River, OR 97031		
Title <b>Cable, Piccolo SL Interface</b>		
Size B	Document Number <b>500-02163-00</b>	Rev D03
Date:	Thursday, July 28, 2011	Sheet 1 of 2



**Notes:**

- 1) Attach J2 and J3 together (mechanism is part of connectors) with contacts oriented as shown.
- 2) Place Tyco TTMS or equivalent label on bundle of wires going to each connector with corresponding connector name. (i.e. Left Aileron, Elevator). Place label 0.5" from wire-side of connector for J6 - J11, and 2.5" from wire-side of connector for all other connectors.
- 3) For J6 & J7, J8 & J9, and J10 & J11, splice and attach additional ground and power wires at length shown. Cover with adhesive shrink tubing.
- 4) Wire to be M22759/11-24-9.
- 5) Add label to J1 surface with CCT part number: 500-02163-00 REV XXX
- 6) For both pairs of J1 pigtails, SERVO\_PWR & SERVO\_PWR\_GND, strip and twist ends together and crimp each pair into single contact.

**Connector Info:**

- J2 - Anderson Power Products  
Conn PN - 1327  
Contact PN - 1332
- J3 - Anderson Power Products  
Conn PN - 1327G6  
Contact PN - 1332
- J4 - AMP  
Conn PN - 205203-3  
Socket PN - 745253-6
- J5 - J14  
Housing - Maxx Products PN 4401  
Sleeve - Maxx Products PN 4123  
Contact - Berg PN 48116-000 or alt 48116-000LF (lead free)
- P1 - AMP  
Conn PN - 103653-5  
Pin PN - 104505-5
- P2 - AMP  
Conn PN 103653-2  
Pin PN 104505-5
- P3 - AMP  
Conn PN 104257-2  
Socket PN 104480-8
- P4 - AMP  
Conn PN 103653-6  
Pin PN 104505-5
- P5 - AMP  
Conn PN 103653-3  
Pin PN 104505-5

<b>Cloud Cap Technology, a Goodrich Company</b>		
205 N. Wasco Loop Suite 102 PO Box 1500 Hood River, OR 97031		
Title <b>Cable, Piccolo SL Interface</b>		
Size B	Document Number <b>500-02163-00</b>	Rev D03
Date: Thursday, July 28, 2011	Sheet 2 of 2	1